
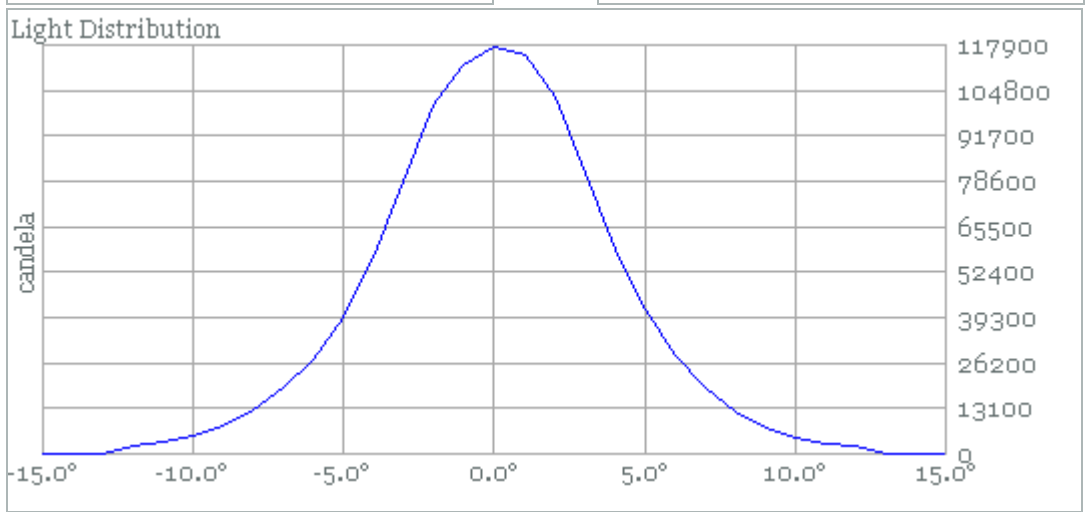
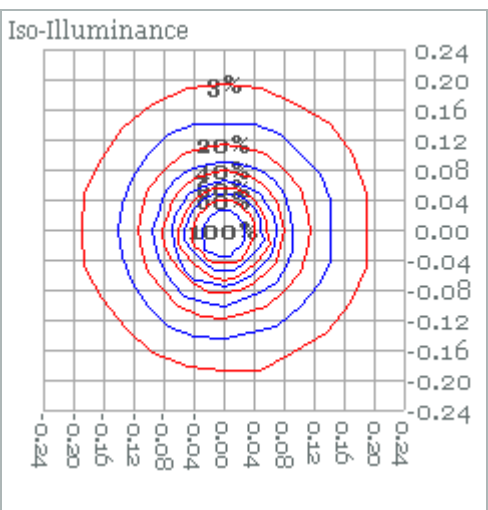
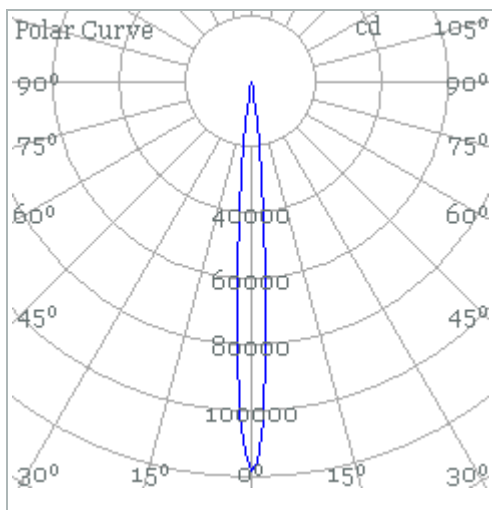



Exterior 430 Blue Photometrics

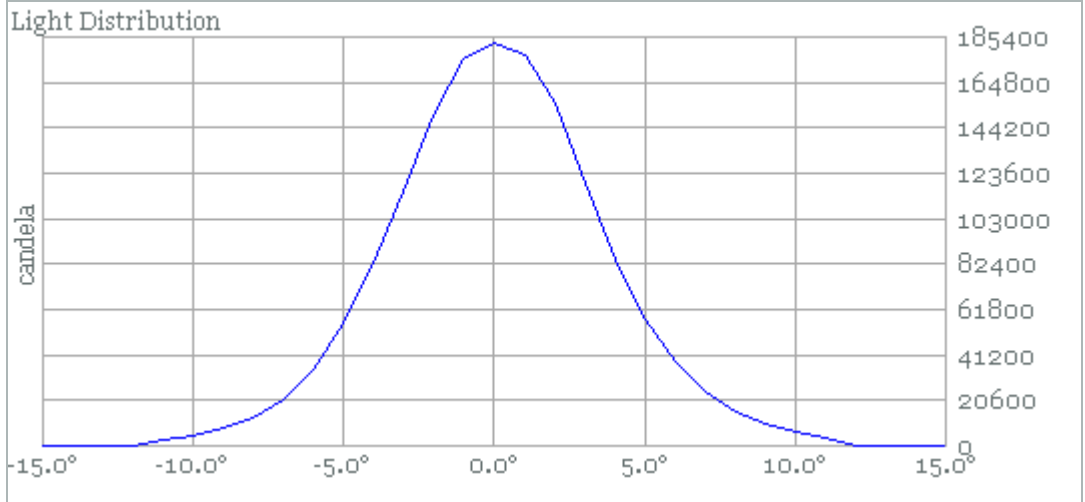
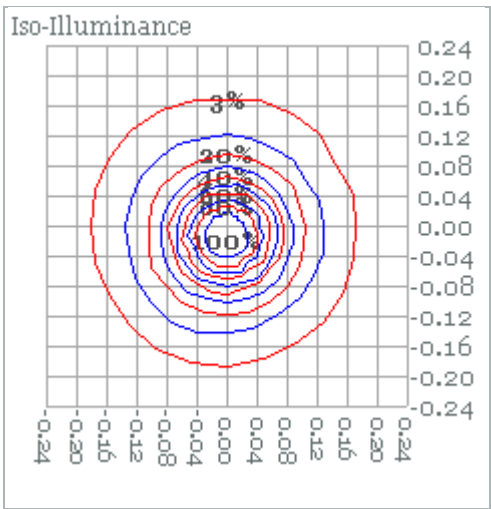
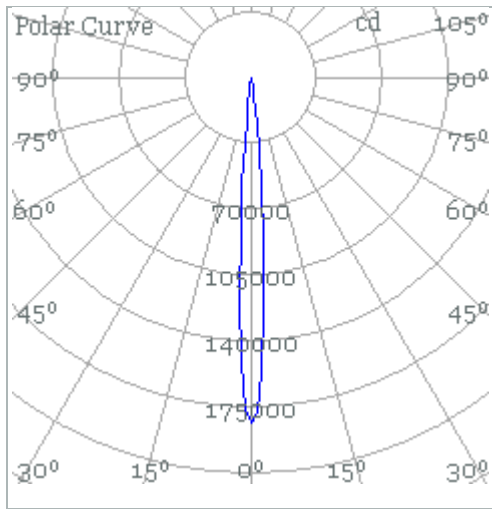
Red
Standard (Without diffuser) (8°)

m.	Ø 50%	8°	E (lux)	Efficacy
5	0.7		4680	24.7 lumens per watt
10	1.4		1170	Half-peak diameter
20	2.8		293	0.14 X distance(m)
30	4.2		130	Illuminance
50	7.0		47	117000 / distance ² (lux)
				Total Output
				3000 (lumens)




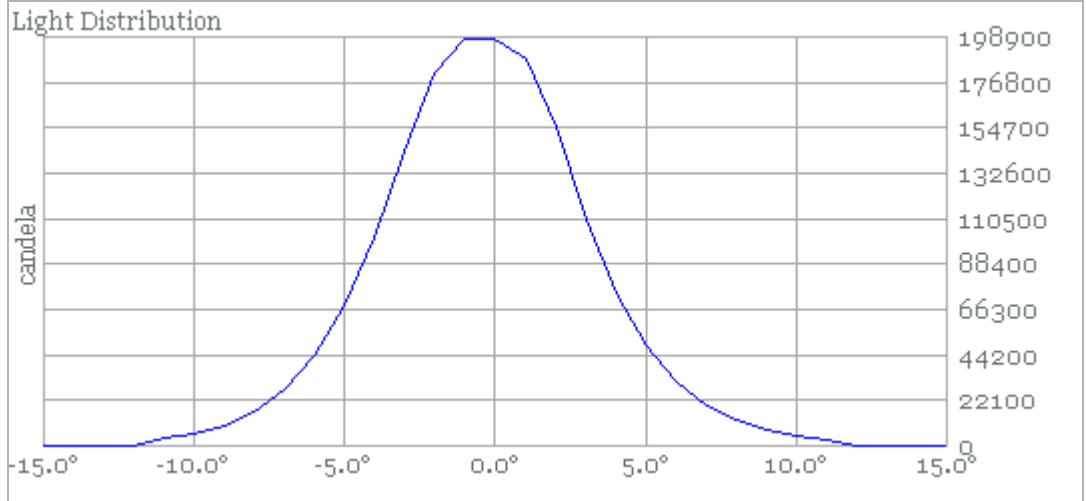
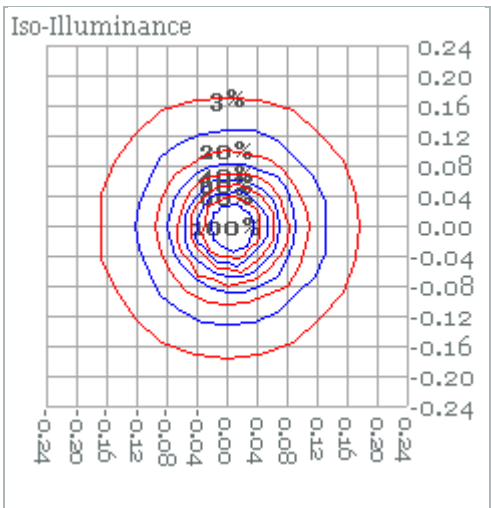
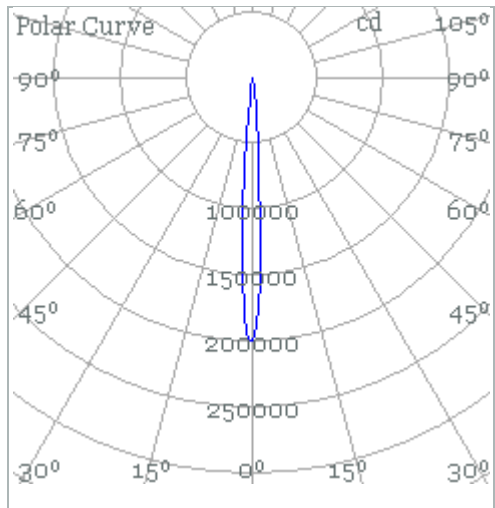
Green
Standard (Without diffuser) (7.5°)

m.	Ø 50%	7.5°	E (lux)	Efficacy
5	0.7		7400	29.3 lumens per watt
10	1.3		1850	Half-peak diameter
20	2.6		463	0.13 X distance(m)
30	3.9		206	Illuminance
50	6.6		74	185000 / distance² (lux)
				Total Output
				4100 (lumens)




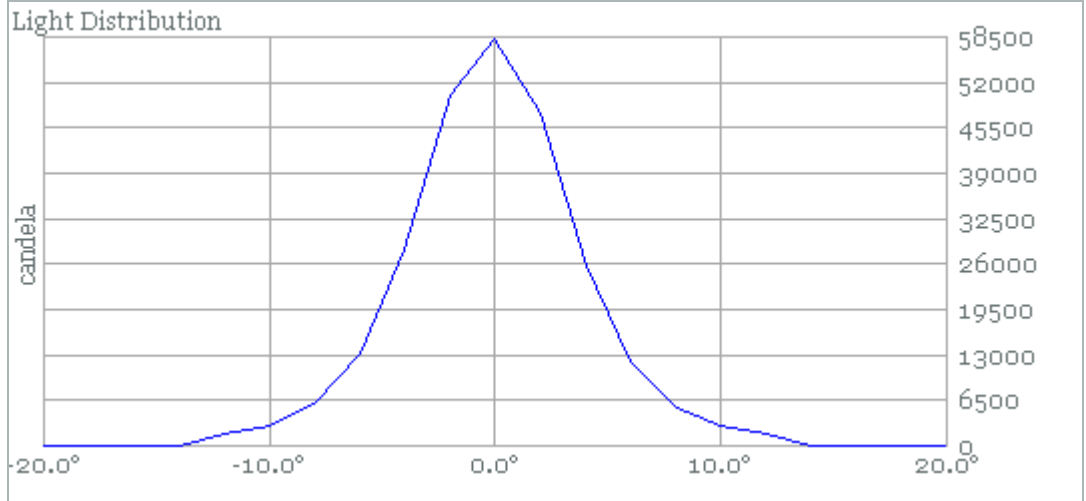
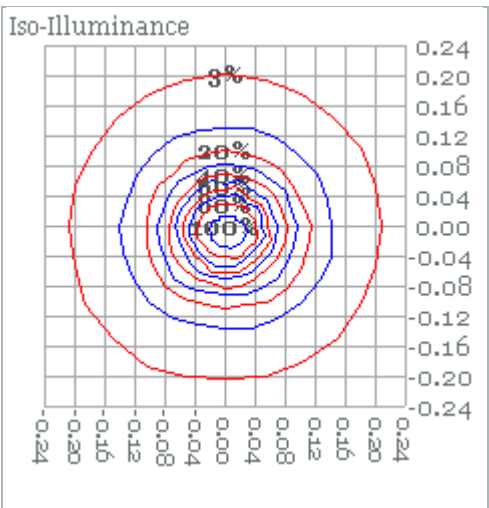
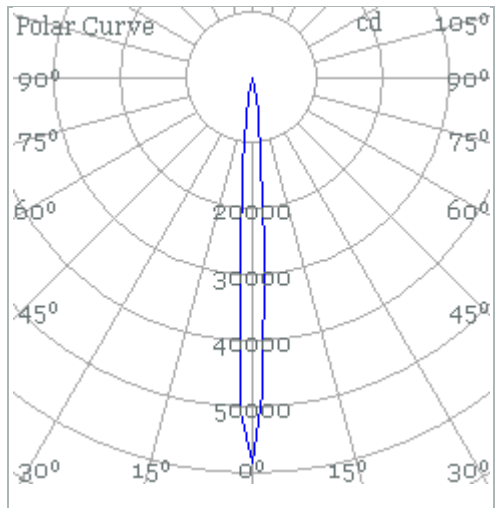
2700K Warm White
Standard (Without diffuser) (7.5°)

m.	Ø 50%	7.5°	E (lux)	Efficacy
5	0.7		8000	31.5 lumens per watt
10	1.3		2000	Half-peak diameter
20	2.6		500	0.13 X distance(m)
30	3.9		222	Illuminance
50	6.6		80	200000 / distance² (lux)
				Total Output
				4200 (lumens)




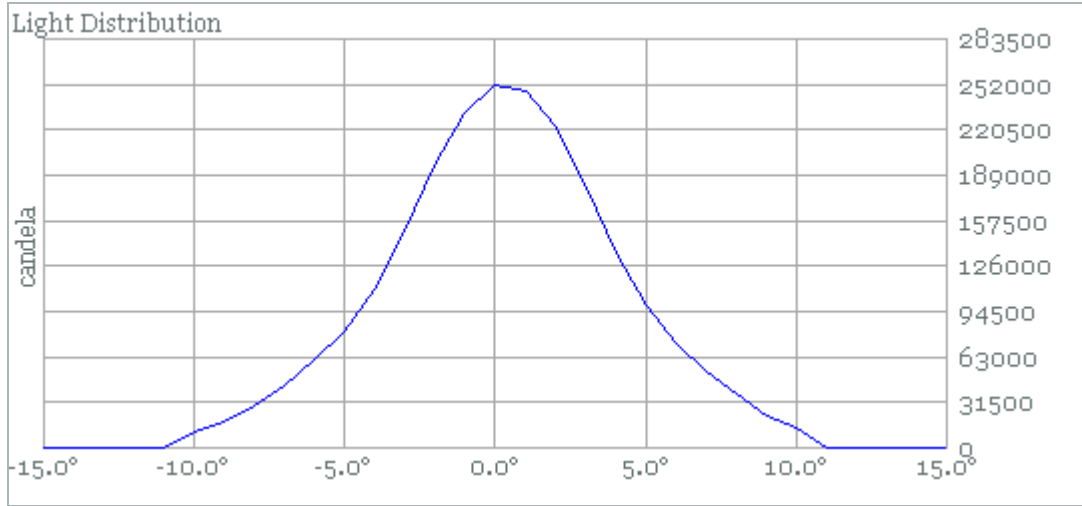
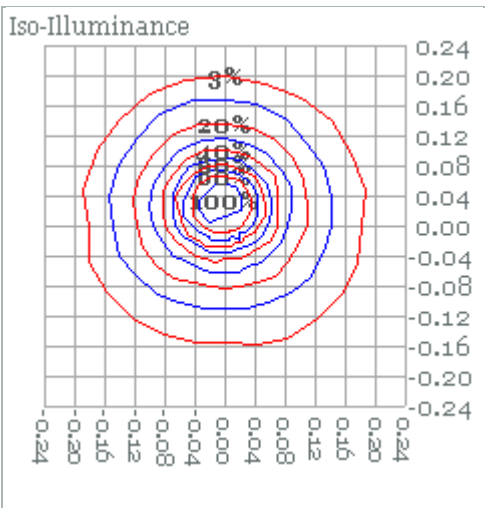
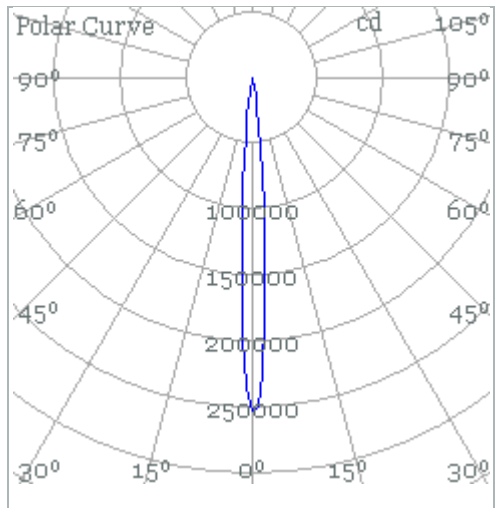
Blue
Standard (Without diffuser) (7.5°)

m.	Ø 50%	7.5°	E (lux)	Efficacy
5	0.7		2320	17.1 lumens per watt
10	1.3		580	Half-peak diameter
20	2.6		145	0.13 X distance(m)
30	3.9		64	Illuminance
50	6.6		23	58000 / distance ² (lux)
				Total Output
				1400 (lumens)




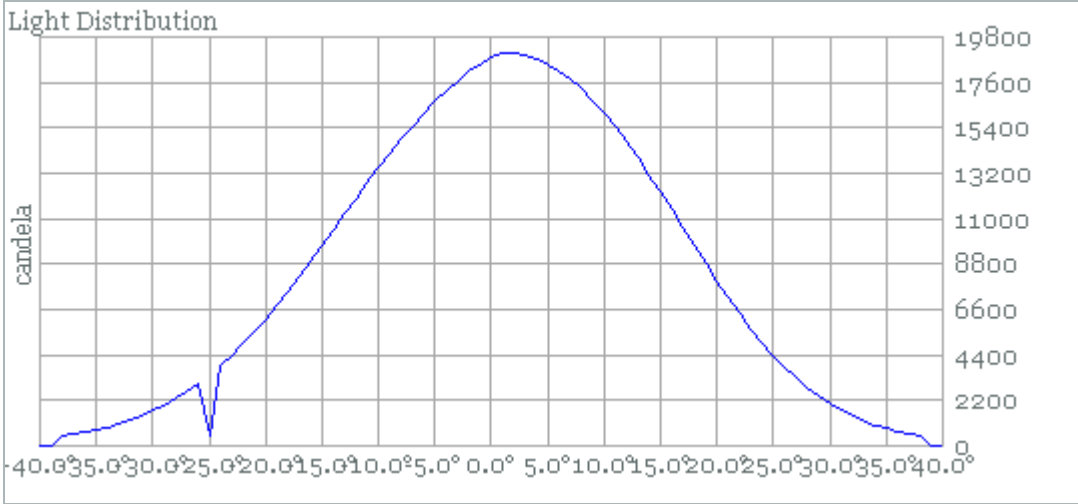
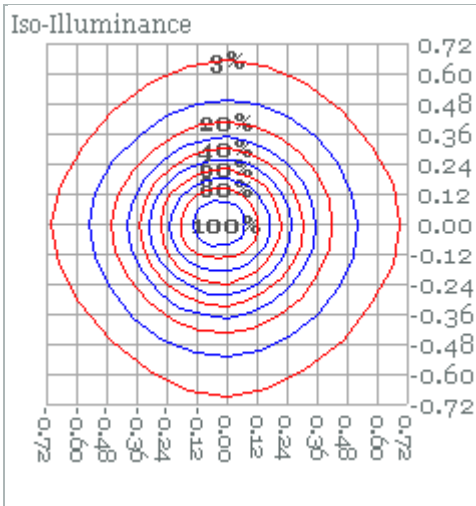
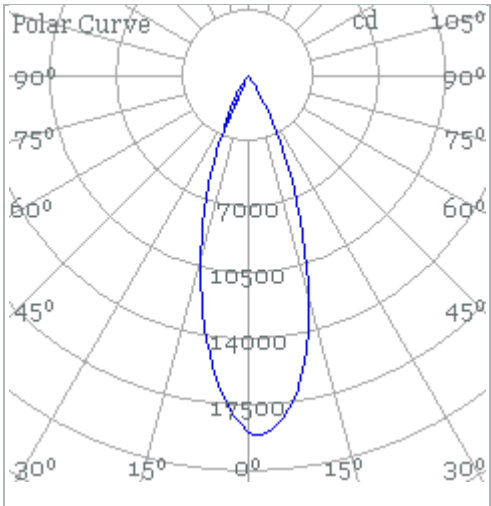
6500K Cold White
Standard (Without diffuser) (7°)

m.	Ø 50%	7°	E (lux)	Efficacy
5	0.6		11320	49.5 lumens per watt
10	1.2		2830	Half-peak diameter
20	2.4		708	0.12 X distance(m)
30	3.7		314	Illuminance
50	6.1		113	283000 / distance² (lux)
				Total Output
				6900 (lumens)




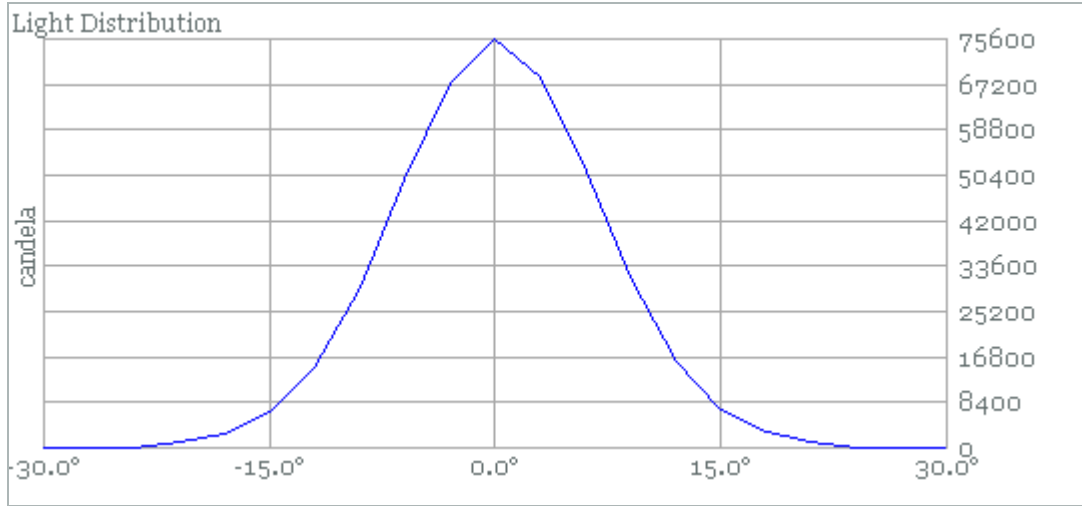
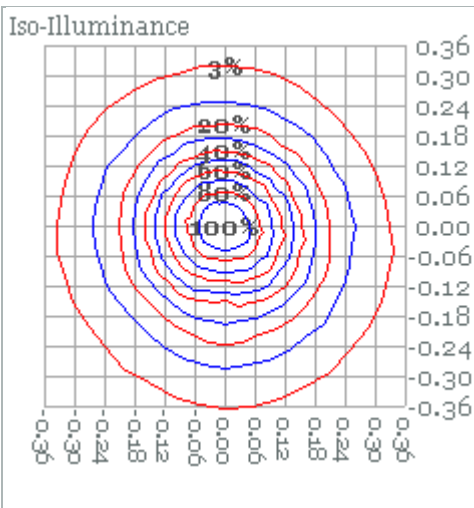
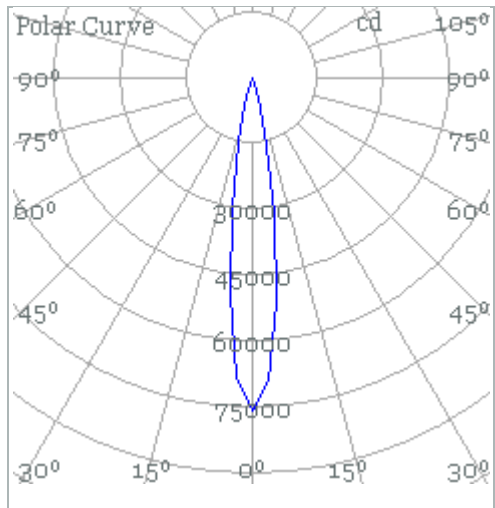
6500K Cold White
Standard (Medium diffuser) (33°)

m.	Ø 50%	33°	E (lux)	Efficacy
5	3.0 	760	47.1 lumens per watt	
10	5.9	190	Half-peak diameter	
20	11.8	48	0.59 X distance(m)	
30	17.8	21	Illuminance	
50	29.6	8	19000 / distance² (lux)	
				Total Output
				6600 (lumens)




6500K Cold White
Standard (Narrow diffuser) (16°)

m.	Ø 50%	16°	E (lux)	Efficacy
5	1.4		3040	49.1 lumens per watt
10	2.8		760	Half-peak diameter
20	5.6		190	0.28 X distance(m)
30	8.4		84	Illuminance
50	14.1		30	76000 / distance ² (lux)
				Total Output
				6600 (lumens)



6500K Cold White
Standard (Wide diffuser) (52°)

m.	Ø 50%	52°	E (lux)	Efficacy
5	4.9		280	44.6 lumens per watt
10	9.8		70	Half-peak diameter
20	19.5		18	0.98 X distance(m)
30	29.3		8	Illuminance
50	48.8		3	7000 / distance ² (lux)
				Total Output
				6200 (lumens)

